



# 4-IN-1™ Utility Clamping System

The most versatile Sliding Arm Clamps in the market.



Ergonomic Comfort Handle with purchase of G / M Rail clamps.

- UM Models:**  
Plastic handle ONLY
- UG Models:**  
Plastic Handle + Cap

Removable / Reversible Clamp Arm

Standard Pad

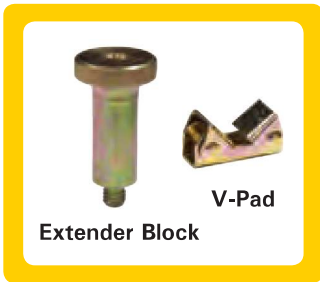


Replaceable Heavy Duty Pad

Self-aligning

Extender Block

V-Pad




### 4-IN-1 ACCESSORY PACK

The 4-IN-1 Clamp Kit comes complete with the V-Pad and Extender Block accessories.

(See page 40 for details.)

Tapped Hole


For attaching accessories such as the V-Pad or Extender Block.



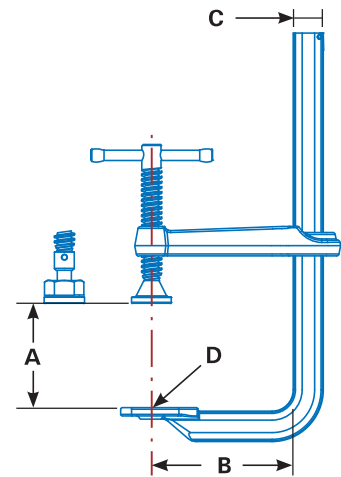
**UE,UF,UG,UM Models:**  
Press the Spring Stop to slide the clamp arm ON & OFF



**UD Models:**  
Remove the Key Ring.



**UP Models:**  
Remove the Screw Stop.



**Optional Slide-on SIDEKICKS**

Mount onto Clamps for the 2<sup>nd</sup> axis clamping.

(See page 40 for details.)

## ONE Clamp... FOUR functions.

The strong, economical 4-IN-1 Utility Clamps adapt to serve four different applications.



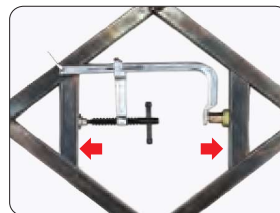
### 1. Standard

Sliding Arm Clamps are 10x faster than a C-Clamp!



### 2. Pipe

Add the exclusive V-Pad to create a Pipe Clamp!



### 3. Spreader

Reverse the clamp arm and create a Spreader Clamp.



### 4. Step-Over


Add the Extender Block to create a Step-Over Clamp.

# Utility Clamps

Utility Clamps set-up 10x faster than a C-Clamp!

## HEAVY DUTY

Clamping Pressure: 2,200 kg




\* Heavy Duty Replaceable Pads

Part No.	Capacity - A (mm)	Throat Depth - B (mm)	Clamping Pressure (kg)	Rail Size - C (mm)	Tapped Hole - D	Weight (kg)
UP125M	318	178	2,200	42 x 19	M10	5.9
UP165M	419	178	2,200	42 x 19	M10	6.5
UP205M	521	178	2,200	42 x 19	M10	7.0
UP245M	622	178	2,200	42 x 19	M10	7.8
UP405M	1,029	178	2,200	42 x 19	M10	10
UP605M	1,537	178	2,200	42 x 19	M10	13

## REGULAR DUTY

Clamping Pressure: 1,100 kg



\* Heavy Duty Replaceable Pads

Part No.	Capacity - A (mm)	Throat Depth - B (mm)	Clamping Pressure (kg)	Rail Size - C (mm)	Tapped Hole - D	Weight (kg)
UM65M	165	140	1,100	32 x 14	M10	2.5
UM85M	216	140	1,100	32 x 14	M10	2.7
UM105M	267	140	1,100	32 x 14	M10	2.9
UM125M	318	140	1,100	32 x 14	M10	3.1
UM165M	419	140	1,100	32 x 14	M10	3.5
UM205M	521	140	1,100	32 x 14	M10	3.9

## REGULAR DUTY

Clamping Pressure: 1,100 kg

Standard Pads



Part No.	Capacity - A (mm)	Throat Depth - B (mm)	Clamping Pressure (kg)	Rail Size - C (mm)	Tapped Hole - D	Weight (kg)
UM85PM	215	140	1,100	32 x 14	M10	2.6
UM105PM	265	140	1,100	32 x 14	M10	2.9
UM125PM	320	140	1,100	32 x 14	M10	3.1